

## Other features of DynaMed Plus: -

- \* Regularly updated content
- \* Levels of evidence (with definitions) given to show strength of recommendations
- \* Guidelines used listed by region, so UK guidelines clear to spot
- \* Links to BNF in topics for medications
- \* Auto-suggest features means typos when searching don't have to waste time
- \* Lots of images that can be used for non-commercial purposes
- \* RCGP accredited professional development credit system

## App Guides: -

- [https://help.ebsco.com/interfaces/DynaMed\\_Plus/DynaMed\\_Plus\\_User\\_Guide/Signing\\_up\\_for\\_remote\\_access\\_to\\_DynaMed\\_Plus](https://help.ebsco.com/interfaces/DynaMed_Plus/DynaMed_Plus_User_Guide/Signing_up_for_remote_access_to_DynaMed_Plus)
- [https://help.ebsco.com/interfaces/DynaMed\\_Plus/DynaMed\\_Plus\\_Mobile\\_App/install\\_DynaMed\\_Plus\\_mobile\\_app](https://help.ebsco.com/interfaces/DynaMed_Plus/DynaMed_Plus_Mobile_App/install_DynaMed_Plus_mobile_app)
- [https://help.ebsco.com/@api/deki/files/3611/EN\\_dmp\\_app\\_tut.ppt?revision=2](https://help.ebsco.com/@api/deki/files/3611/EN_dmp_app_tut.ppt?revision=2)

## DynaMed Plus Tutorials and Guides: -

- [http://support.ebsco.com/knowledge\\_base/detail.php?topic=996&id=7549&page=1](http://support.ebsco.com/knowledge_base/detail.php?topic=996&id=7549&page=1)

## Training

Please contact the library to enquire about training and help using and accessing DynaMed Plus.



## Opening Hours & Contact Information

### Knowledge & Library Service

Prince William Education Centre  
Kettering General Hospital NHS Foundation Trust  
Rothwell Road, Kettering. NN16 8UZ

Phone: **01536 492862** (Voicemail out of hours)

Library Email: [library.index@kgh.nhs.uk](mailto:library.index@kgh.nhs.uk)



Staffed hours: **Monday - Friday 09:00—16:45**

#### Library Intranet:

<http://kghintranet/knowledge/Pages/default.aspx>



#### Library Website:

<http://kghlibrary.koha-ptfs.co.uk/>

#### Library Catalogue Access:

<https://kgh.koha-ptfs.co.uk>



# Knowledge & Library Service

# DynaMed Plus



EBSCO Health

DynaMed Plus

SEARCH

Search DynaMed Plus Topics

Search DynaMed Plus

Read the KLAS 2016 Report

DynaMed Plus outscored all point-of-care reference competitors for overall product quality in KLAS 2016 CIS report, including UpToDate.

Read the Report »



Tool	Overall Product Quality (1-5 Star)
EBSCO (DynaMed Plus)	4.9
Wolters Kluwer (UpToDate)	4.7
Elsevier (Cochrane)	4.7

## What is DynaMed Plus?: -

DynaMed Plus is a point of care resource which is designed to make evidence-based content available in the clinic or ward to assist clinical decision making.

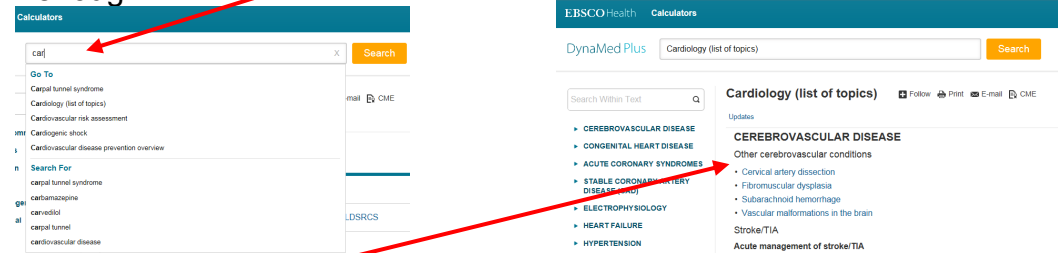
## How to Access DynaMed Plus: -

DynaMed Plus is available in 3 different ways: -

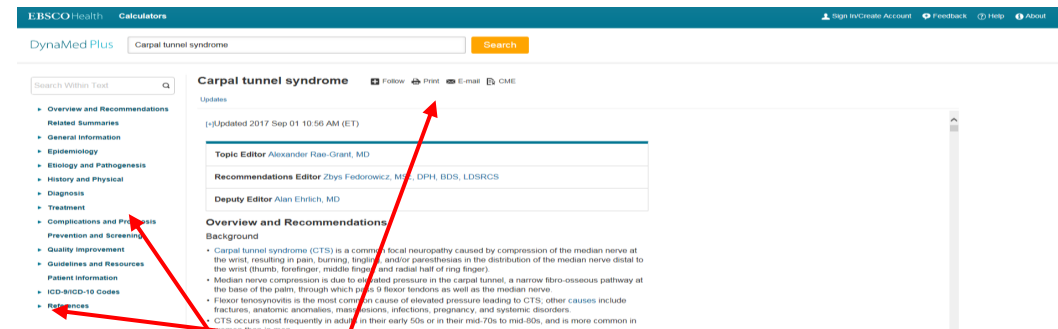
- 1) From a KGH computer with no password required at all.
  - Using KNet the DynaMed Plus link is available via the 'Clinical Links' button or on the 'Library Services' tab.
- 2) From any other computer using a KGH NHS OpenAthens account.
  - From a non-KGH computer, simply go to <http://www.dynamed.com/home/log-in> - select 'Institution - then down in the 'Sign in with your Shibboleth Login or your OpenAthens Login' section select 'OpenAthens Login' - enter your KGH OpenAthens username & password to login. *NHS staff can register for an Athens account here:* <https://openathens.nice.org.uk/>
- 3) On an Apple or Android phone/tablet using an app. The DynaMed Plus app is available as a free download from the **iTunes App store** for iPhone/iPad or **Google Play** for Android devices.
  - To use the app you must first authenticate your email and link to the app, this application is best carried out from the KGH Intranet KNet - 'Library Services' - 
  - Click on the  button.
  - Once the site has loaded click *'Get the DynaMed Plus Mobile App'*.
  - Enter your email address (*you will need to verify your email so ensure you enter it correctly*).
  - Go to your email on the device you wish the app to be installed on and open the [Ebsco instructions & authentication](#) email.
  - Click on the link within the email and download the app from the appropriate store.
  - Once downloaded refer back to your email and click the 'authentication key' link.
  - DynaMed site will open, once authenticated and successful click 'Continue'.
  - You will now have the option to fully install DynaMed Plus with or without images.

## Using DynaMed Plus

Type in your search term in the search box shown below. You don't even need to type the whole term, one or two words may well be enough.



A list of suggested topics will appear based on your search term. Under each topic title you will see the topic outline - click on one of those sections to jump straight to it. Just click on the topic title to go to the start of the topic.



Down the left side of each topic is the outline with the various sections listed. Click on a section to jump to it. Click on the symbol to open a list of sub-sections.

Select a section or sub-section to get more detailed information on aspects of the topic such as 'epidemiology' or 'diagnosis' or 'treatment'.

There is a tools menu across the top of the screen, next to the topic title, which allow you to: -

**Follow**—Set up an alert to inform you of topic updates

**Print**—Print all or part of the topic

**Email**—Email the topic to yourself or a colleague

**CME**—Use the inbuilt Continuing Medical Education feature